



## **VIRGINIA READY-MIXED CONCRETE ASSOCIATION 2009 SPRING CONVENTION**

**Malcolm T. Kerley, P.E.**

**Chief Engineer**

**May 19, 2009**

# Transportation: \$47.9 Billion Nationwide (6.1% of ARRA Total)

<b>Discretionary Grant program</b>	<b>\$1.5 Billion</b>
<b>Aviation</b>	<b>\$1.3 Billion</b>
<b>Rail</b>	<b>\$9.3 Billion</b>
<b>Public Transportation</b>	<b>\$8.4 Billion</b>
<b>Highways</b>	<b>\$27.5 Billion</b>

# Recovery Act Public Participation

**\$466 billion in Virginia projects submitted to Governor's website**

**\$194 billion in transportation projects submitted or 41.6% of the total value submitted**

**9,160 total projects submitted**

**1,800 transportation projects or 19.6% of the total projects submitted**

# Recovery Act Highway Priorities

## Federal Project Priorities

- Meet all federal requirements
- 50% funding obligated by June 29, 2009
- Complete within 3 years (February 17, 2012)
- Economically distressed areas


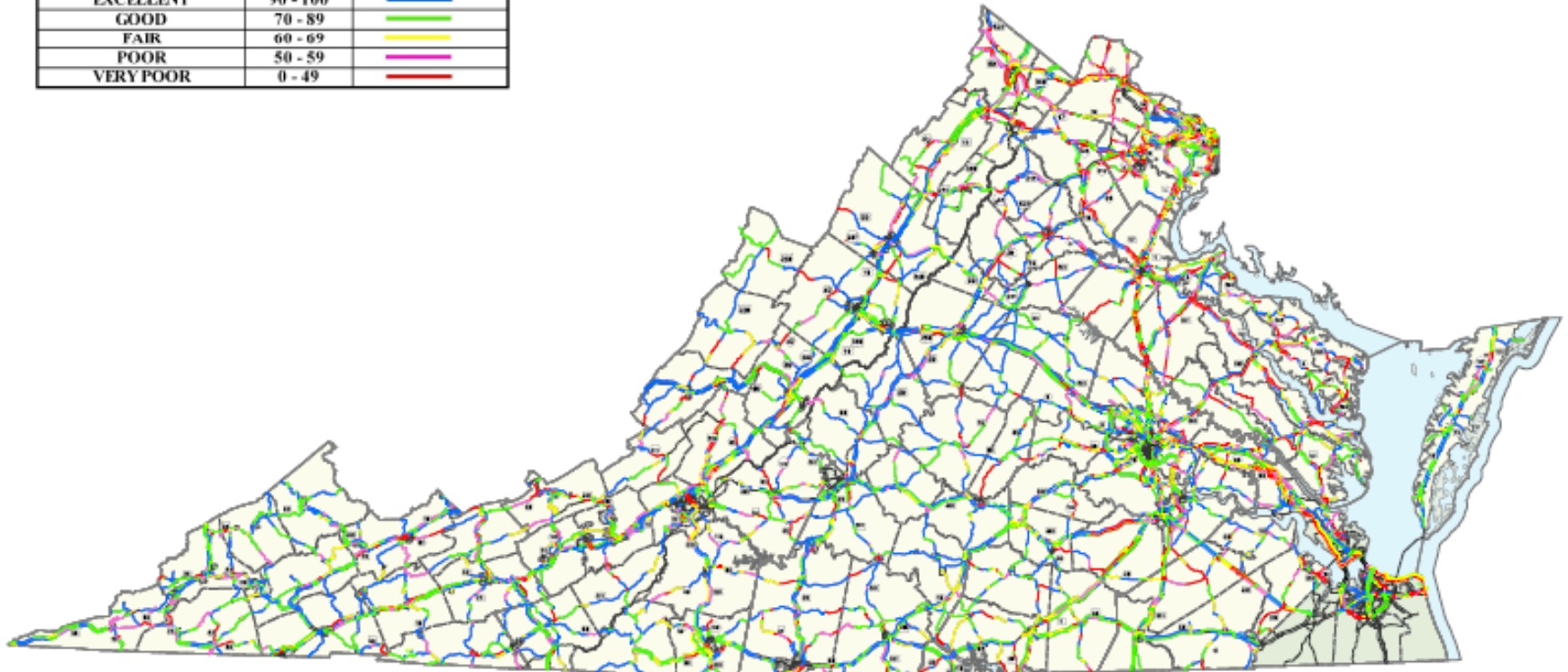
## Commonwealth Program Priorities

- Structurally Deficient Bridges
- Deficient Pavements
- BRAC
- Cancelled/delayed highway and rail projects
- Citizen suggestions

# INTERSTATE AND PRIMARY PAVEMENT CONDITION - 2008

## \$1 Billion in immediate needs

PAVEMENT CONDITION	CCI RATING	COLOR SCHEME
EXCELLENT	90 - 100	Blue
GOOD	70 - 89	Green
FAIR	60 - 69	Yellow
POOR	50 - 59	Pink
VERY POOR	0 - 49	Red



Denotes pavement sections 1) not maintained by VDOT  
2) overlaps with other sections 3) not rated

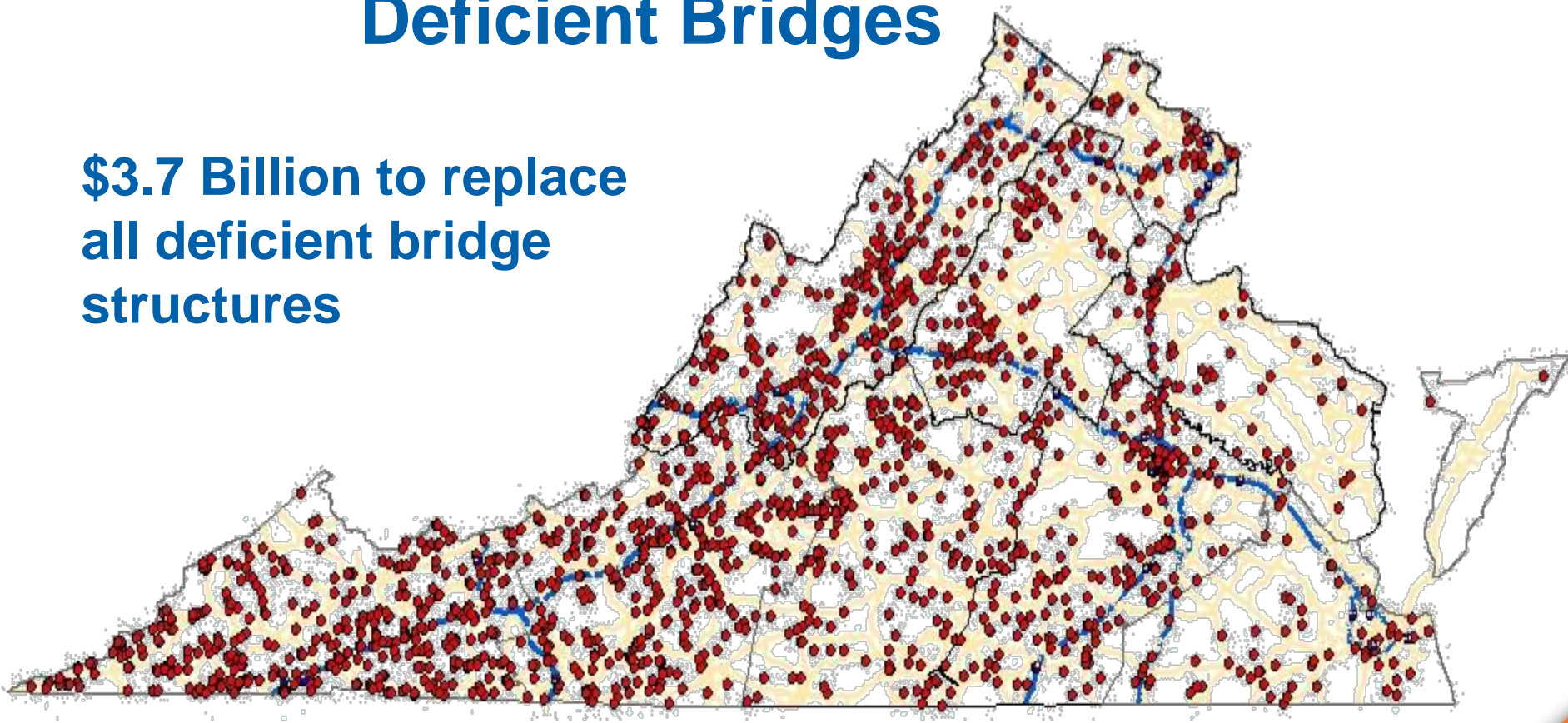
Note: Data was collected between December 2007 and March 2008

**VDOT** Virginia Department of Transportation

Asset Management

# Commonwealth Priorities: Deficient Bridges

**\$3.7 Billion to replace  
all deficient bridge  
structures**



# Consultation Process

**USDOT and FHWA**

**Congressional Delegation**

**General Assembly**

**House Appropriations/Senate Finance**

**Joint Commission on Transportation Accountability**

**Metropolitan Planning Organizations**

**Localities and Advocacy Groups**

# Allocation Process

**VDOT/DRPT/MPO Recommendations**

**CTB review and approval of project allocations**

**TIP amendments through MPOs as necessary**

**Governor certifies the project list to the USDOT**

**Obligate funds with FHWA**

**Execute projects**

# Discretionary Grant Program: \$1.5 Billion Nationwide

**\$1.5 Billion competitive program for projects of national or regional significance**

**\$200 Million for TIFIA**

**Administered by USDOT, rules to be later this month**

**Eligible projects shall include but not be limited to**

**Highways, bridges, eligible under title 23**

**Improvements to rural collectors**

**Transit under chapter 53 of title 49**

**Passenger and freight rail**

**Port infrastructure**

# Aviation: \$1.3 Billion Nationwide

**\$200 Million for FAA infrastructure**

**\$1.1 Billion in grants for noise abatement,  
soundproofing, runway incursion prevention**

**Direct FAA funding to Virginia Airports to date**

**Dulles runway \$15 Million**

**Franklin runway \$2.6 Million**

**Mobile rescue trainer \$2.4 Million**

# Rail: \$9.3 Billion Nationwide

## \$8 Billion high speed and intercity rail corridor program

Available until 9/30/12

Federal Railroad Administration released strategic plan in mid-April

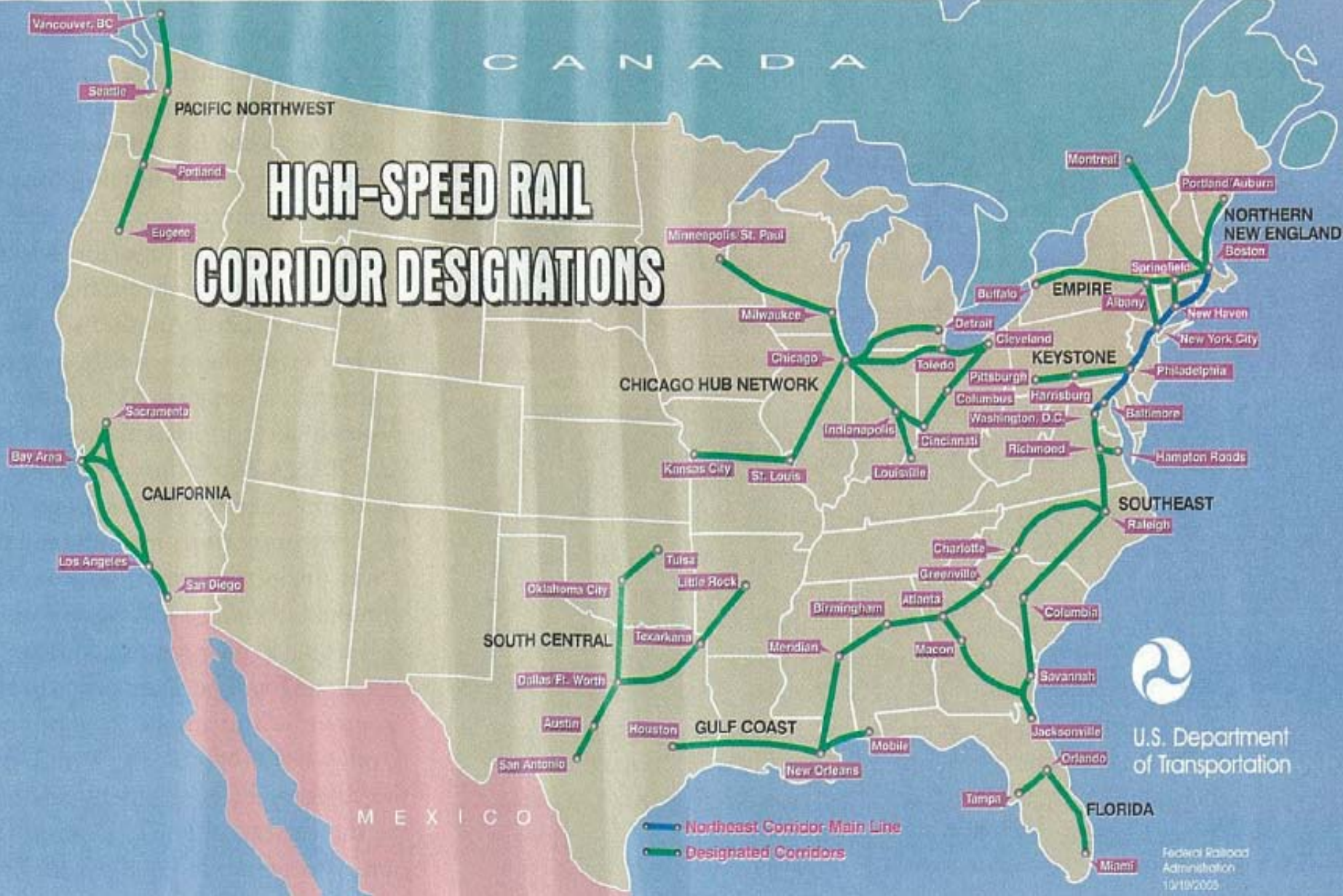
Program focus will be on (i) individual projects and (ii) corridor development

By mid-June USDOT to issue interim guidance to applicants

## \$1.3 Billion for Amtrak capital grants

Sustained advocacy necessary to achieve Virginia's goals

# HIGH-SPEED RAIL CORRIDOR DESIGNATIONS



# Public Transportation: \$8.4 Billion Nationwide

## **\$6.9 Billion available through 9/30/2010**

**\$5.5 Billion for urbanized area formula grants, directly to operators**

**\$700 Million for rural area formula, pass through DRPT**

**\$700 Million for growing states & high density program, funds allocated to states based on formula and are used for urbanized area formula grants and rural area formula grants**

**50% must be obligated within 180 days, portion not obligated is redistributed to other transit agencies or States**

**Remaining 50% must be obligated within 1 year or is redistributed**

**\$750 Million in rail modernization grants, distributed by formula**

**\$750 Million in rail new starts and small starts grants, rules to be developed**

# Transit: Urbanized Formula Grants

## Washington Metropolitan Area Transit Authority

**\$202 million; facilities, buses, equipment**

## Virginia Railway Express

**\$9.8 million; locomotives**

## Potomac and Rappahannock Transportation Commission

**\$3.9 million; bus and capital replacement**

## Greater Richmond Transit Company

**\$13.8 million; transit center, paratransit vehicles**

## Hampton Roads Transit

**\$24.1 million; facilities buses, equipment**

# Transit: Small Urban and Rural Grants

Virginia received \$30.5 million for small urban and rural grants

In April the Commonwealth Transportation Board (CTB) allocated \$17.3 million in initial grants

Small urban: \$13.5 million

Rural: \$3.8 million

DRPT will solicit grant applications for remaining \$13.2 million late Summer/early Fall

CTB will consider grants this Fall

# Highways: \$27.5 Billion Nationwide

## Virginia will receive \$694.5 Million

Enhancements:	3% - \$20.8 million
STP formula:	30% - \$208.4 million
Statewide:	67% - \$465.3 million

States must obligate at least 50% of discretionary funds within 120 days

Successful states may receive bonus distribution from those states or programs that have not fully obligated federal funds

# ARRA Allocation: Highway Projects

**All cost estimates are subject to change**

**At its April meeting the CTB approved \$328 million in initial paving, bridge, BRAC, rail and locally-committed projects**

**Five large urban metropolitan planning organizations receive \$118 million directly – project review underway**

**Approximately \$250 million in ARRA funds remaining for allocation**

**Final recommendations for majority of remaining funds are highlighted in orange.**

# Mandatory Enhancement Projects: \$20.8 Million

Timeline requires a small number of projects

Major trail projects especially those with tourism or economic development potential:

Virginia Capital Trail	\$8.1 million
Dismal Swamp Canal Trail	\$1.3 million
High Bridge Trail	\$2.0 million
Roanoke River Greenway	\$2.0 million
Tobacco Heritage Trail	\$6.0 million
Valley Pike Trail	\$0.9 million
USMC Heritage Trail	\$0.5 million

# BRAC Projects: \$96 Million

## Fort Lee (Richmond) – 7,800 BRAC Jobs

Route 36 Corridor – Prince George County and City of Hopewell

\$11.4 million

## Fort Belvoir (NoVA) – 11,900 BRAC Jobs

Fairfax County Parkway Phase III & IV – Fairfax County

\$60.1 million

## Fort Eustis (Hampton Roads) – 1,700 BRAC Jobs

Fort Eustis Blvd – York County and City of Newport News

\$24.5 million



# Structurally Deficient and Functionally Obsolete Bridges: \$116.1 Million

**119 small structurally deficient bridges to be  
repaired through 7 design build contracts - \$66.1  
million**

**Robertson Bridge (Danville) - \$28.9 million**

**Route 61 Narrows Bridge (Narrows) - \$15.7 million**

**Route 630/CSX Bridge (Stafford) - \$5.4 million**

# Deficient Pavements: \$114.6 Million

**430+ lane miles of interstate and primary highway paving or overlay**

**Pavement index of 53 or less for most of the segments**

**No right-of-way required and environmental documentation complete**

**\$110.9 Million in estimated contract value**

**CTB approved additional pavement projects to allow additional projects to be advanced if initial projects come in under bid**

**Mercury Blvd. Paving (Hampton) - \$3.6 million**

# Initial Allocation: Deficient Pavement Projects

District	Cost	Lane Miles
Bristol	\$9.6 Million	31
Culpeper	\$15.2 Million	115
Fredericksburg	\$15.4 Million	76
Hampton Roads	\$23.7 Million	56
Lynchburg	\$4.4 Million	6
Northern Virginia	\$10.3 Million	69
Richmond	\$11.3 Million	56
Salem	\$18.4 Million	19
Staunton	\$1.6 Million	8
<b>TOTAL</b>	<b>\$110.0 Million</b>	<b>436</b>

# Possible Additional Deficient Pavement Projects

**Interstate 81 Smyth County**

**Primary Route 220 Botetourt County**

**Primary Route 58 & Route 220 Henry County**

**Primary Route 344 & Route 501 Halifax County**

**Interstate 264 Portsmouth**

**Interstate & Primary James City County**

**Primary Route 17 Caroline County**

**Primary Route 3, 1 & 17 King George, Spotsylvania, & Stafford Counties**

**Primary Route 29, 230, & 231 Madison & Rappahannock**

**Primary Route 27, 29, 110, 124, 237, & 309 Arlington County**

**Primary Route 1, 235, 236, 241, & 242 Fairfax County**

# Rail Projects: \$61.7 Million

**Route 164 Rail relocation (Portsmouth) - \$9.0 million**

**NIT Central Rail Yard (Norfolk) - \$17.8 million**

**Acca Yard PE (Richmond/Henrico) - \$10.0 million**

**Route 28 Manassas Rail Grade Crossing - \$24.9 million**

# Highway Construction: \$122.9 Million

**Route 3 (Spotsylvania Co) - \$25.2 million**

**Princess Anne Road (Virginia Beach) - \$16.7 million**

**Port Republic Road (Harrisonburg) - \$22.1 million**

**Fair Lakes Interchange (Fairfax Co) - \$13.0 million**

**I-64 Safety Improvements (Alleghany) - \$19.0 million**

# Highway Construction: \$122.9 Million

I-64 Exit Improvements (Albemarle) - \$2.7 million

Courthouse Road Interchange (Arlington) - \$10.3 million

German School Road (Richmond) - \$3.3 million

Witchduck Road (Virginia Beach) - \$10.6 million

# Possible Additional Recovery Act Highway Construction Projects - \$44.7 Million

**Commander Shepard  
Meadowville Interchange  
I-664 Pavement  
I-581/Elm Avenue  
Route 667 to Route 638  
Route 221  
Pacific Avenue  
Route 50 Widening  
Route 7 Congestion Management  
Route 83 Reconstruction  
Route 501 Bridge  
Urban Highway System Improvements**



## **VIRGINIA READY-MIXED CONCRETE ASSOCIATION 2009 SPRING CONVENTION**

**Malcolm T. Kerley, P.E.**

**Chief Engineer**

**May 19, 2009**